





Concepto (c)	Egresos					Subejercicio (e)
	Aprobado (d)	Ampliaciones/ (Reducciones)	Modificado	Devengado	Pagado	
01-DIRECCION GENERAL DE LOS SERVICIOS DE SALUD	1,346,901.00	163,334.85	1,510,235.85	1,301,736.70	1,216,517.91	208,499.15
02-DIRECCION DE PLANEACION	1,540,145.00	82,092,105.51	83,632,250.51	1,314,583.75	1,224,022.25	82,317,666.76
03-DIRECCION DE ADMINISTRACION	66,771,359.21	-25,408,100.86	41,363,258.35	40,324,191.83	39,877,365.70	1,039,066.52
04-DIRECCION DE REGULACION SANITARIA	0.00	940,052.98	940,052.98	0.00	0.00	940,052.98
05-DIRECCION DE ENFERMERIA	132,967.00	-13,336.91	119,630.09	115,060.66	112,560.69	4,569.43
06-DIRECCION DE ATENCION HOSPITALARIA	302,672.00	-15,694.85	286,977.15	261,760.18	246,427.37	25,216.97
07-DIRECCION DE ATENCION MEDICA	2,941,804.00	-1,931,808.57	1,009,995.43	971,994.30	936,494.64	38,001.13
08-DIRECCION DE SERVICIOS DE SALUD	0.00	25,988,187.89	25,988,187.89	0.00	0.00	25,988,187.89
09-OFICINA CENTRAL	28,380,513.22	187,973,601.33	216,354,114.55	179,698,215.62	168,197,163.59	36,655,898.93
11-INSTITUTO DE SALUD PARA EL BIENESTAR	16,501,838.47	-3,147,939.98	13,353,898.49	730,717.30	730,717.30	12,623,181.19
12-UNIDAD DE LA CONTRALORIA INTERNA	205,436.00	-101,106.96	104,329.04	86,957.89	77,210.11	17,371.15
13-UNIDAD DE ASUNTOS JURIDICOS	146,042.00	4,264.06	150,306.06	142,605.63	135,005.70	7,700.43
15-DIRECCION DEL REGIMEN EST. DE PROTECCION SOCIAL EN SALUD	0.00	88,805,238.65	88,805,238.65	31,320,475.10	8,600,498.85	57,484,763.55
16-COORD. DE AFILIACION, OPERACION E INTEGRACION DEL PADRON	0.00	130,496.00	130,496.00	0.00	0.00	130,496.00
20-HOSPITAL PUENTE DE CAMOTLAN	1,614,904.00	-105,909.09	1,508,994.91	1,264,202.34	1,077,371.05	244,792.57
21-HOSPITAL BASICO COMUNITARIO COMPOSTELA	2,640,624.78	327,976.75	2,968,601.53	2,213,329.91	2,167,020.76	755,271.62
22-HOSPITAL LAS VARAS	860,810.01	347,289.01	1,208,099.02	601,123.03	559,633.88	606,975.99
23-HOSPITAL INTEGRAL IXTLAN DEL RIO	3,053,456.38	3,052,197.09	6,105,653.47	3,489,378.65	3,352,048.01	2,616,274.82
24-HOSPITAL BASICO COMUNITARIO TONDORQUE	2,636,981.44	-171,051.25	2,465,930.19	1,894,302.31	1,246,016.66	571,627.88
25-HOSPITAL INTEGRAL ACAPONETA	911,975.00	550,276.23	1,462,251.23	985,916.12	949,882.38	476,335.11
26-HOSPITAL I.B.C. TUXPAN	30,342,240.96	6,079.91	30,348,320.87	507,400.66	428,205.54	29,840,920.21
27-HOSPITAL BASICO COMUNITARIO TECUALA	2,222,350.00	362,110.11	2,584,460.11	1,762,579.32	1,613,768.10	821,880.79
28-CENTRO DE SALUD SAN PEDRO IXCATAN	829,439.00	5.08	829,444.08	829,438.39	829,438.39	5.69
29-XALISCO	0.00	999,795.13	999,795.13	902,169.53	111,156.25	97,625.60
30-CENTRO DE SALUD SAN PEDRO LAGUINILLAS	0.00	1,500,204.87	1,500,204.87	1,441,953.49	1,067,169.09	58,251.38
41-LABORATORIO ESTATAL DE SALUD PUBLICA	7,132,454.52	9,817,495.08	16,949,949.60	16,730,288.27	14,535,818.65	219,661.33
42-CENTRO ESTATAL DE TRANSFUSION SANGUINEA	12,281,674.00	-232,198.37	12,049,475.63	12,033,749.85	9,298,935.00	15,725.78
43-COMISION ESTATAL PARA LA PROTECCION CONTRA RIESGOS SANITARIOS DE NAYARIT, COESPRINAY	9,757,590.00	960,162.19	10,717,752.19	6,846,270.21	3,005,973.97	3,871,481.98
60-UNIDADES MEDICAS ATENCION SEGUNDO NIVEL	261,967,700.01	98,701,506.09	360,669,206.10	246,469,553.28	219,548,252.89	114,199,652.82
61-HOSPITAL GENERAL TEPIC	26,593,308.34	65,406,973.27	92,000,281.61	61,717,195.91	60,223,559.81	30,283,085.70
62-HOSPITAL GENERAL DE SAN FRANCISCO	6,204,741.29	1,572,804.91	7,777,546.20	4,205,498.04	3,833,635.70	3,572,048.16
63-HOSPITAL MIXTO JESUS MARIA	3,841,107.96	390,747.27	4,231,855.23	3,435,017.81	3,072,268.67	796,837.42
64-HOSPITAL ROSAMORADA	7,173,725.44	-162,587.43	7,011,138.01	4,188,671.21	3,730,255.52	2,822,466.80
65-HOSPITAL GENERAL SANTIAGO IXC.	10,373,210.84	3,108,677.99	13,481,888.83	9,129,222.76	8,379,764.08	4,352,666.07
66-HOSPITAL DE CIRUGIA AMBULATORIA (UNEME)	2,941,562.59	856,644.77	3,798,207.36	2,594,589.12	2,301,071.15	1,203,618.24
67-HOSPITAL DE CANCEROLOGIA	11,943,030.56	24,498,364.69	36,441,395.25	26,458,212.93	26,180,419.40	9,983,182.32
68-UNIDAD DE HEMODIALISIS	13,275,100.00	2,621,996.22	15,897,096.22	9,963,268.52	8,601,319.99	5,933,827.70
70-CONVENIO DEL PROGRAMA PREVENCIÓN Y TRATAMIENTO DE LAS ADICCIONES	2,230,113.00	1,689,792.18	3,919,905.18	3,271,086.65	2,280,461.09	648,818.53
73-JURISDICCION SANITARIA NO.I TEPIC	23,144,802.92	-1,240,249.58	21,904,553.34	16,982,397.93	16,659,045.82	4,922,155.41
74-JURISDICCION SANITARIA NO.II COMPOSTELA	17,490,117.26	-3,694,116.90	13,796,000.36	10,657,641.89	9,933,962.76	3,138,358.47
75-JURISDICCION SANITARIA NO.III TUXPAN	15,728,441.06	-5,231.27	15,723,209.79	11,883,555.05	11,016,479.62	3,839,654.74
76-UNIDAD ESTATAL DE CALIDAD Y EDUCACION DE SALUD	2,748,649.00	-459,964.82	2,288,684.18	1,619,648.63	1,578,049.10	669,035.55
77-HUAJICORI	1,070,973.00	38,441.80	1,109,414.80	988,828.50	922,256.10	120,586.30
78-NAYAR	1,972,505.00	-38,441.80	1,934,063.20	1,485,974.78	1,442,560.62	448,088.42
79-COORDINADOR ESTATAL DEL PROGRAMA FORTALECIMIENTO A LA ATENCION MEDICA	25,326,856.65	2,216.59	25,329,073.24	23,613,189.42	22,756,983.17	1,715,883.82
80-UNIDADES MEDICAS ATENCION PRIMER NIVEL	281,606,206.88	6,903,215.93	288,509,422.81	139,826,090.82	37,302,934.33	148,683,331.99
87-DIRECCION DE SALUD PUBLICA	251,336,700.15	143,524,358.69	394,861,058.84	186,637,811.60	169,223,641.20	208,223,247.24
88-COMISION ESTATAL DE BIOETICA	110,674.00	-24,176.00	86,498.00	86,399.82	82,699.86	98.18
90-PLAZAS EVENTUALES REGULARIZADAS	566,700,311.96	167,747,178.88	734,447,490.84	693,324,101.41	691,861,757.41	41,123,389.43
91-PLAZAS FORMALIZADAS	218,889.76	126,613,811.93	126,832,701.69	126,500,259.85	126,500,259.85	332,441.84
92-BASES ESTATALES	66,825,942.63	-361,316.92	66,464,625.71	66,453,125.71	66,096,041.71	11,500.00
93-PLAZAS FEDERALES 416	1,081,082,091.00	-88,019,920.01	993,062,170.99	976,075,322.43	969,654,715.37	16,986,848.56
94-PLAZAS FORMALIZADAS II FASE	0.00	106,684,456.42	106,684,456.42	106,353,353.96	106,353,353.96	331,102.46
95-PLAZAS FORMALIZADAS III FASE	57,210,983.49	59,019,198.90	116,230,182.39	116,211,885.76	116,211,885.76	18,296.63
96-PLAZAS FORMALIZADAS ETAPA I,II Y III	230,535,751.00	-229,587,247.00	948,504.00	948,504.00	166,320.00	0.00

 SERVICIOS DE SALUD DE NAYARIT Estado Analítico del Ejercicio del Presupuesto de Egresos Clasificación Administrativa Del 01 de Enero al 31 de Diciembre de 2021 (PESOS)							 SERVICIOS DE SALUD DE NAYARIT
Concepto (c)	Egresos					Subejercicio (e)	
	Aprobado (d)	Ampliaciones/ (Reducciones)	Modificado	Devengado	Pagado		
97-PLAZAS FEDERALES FD1	84,014,639.72	14,174,035.05	98,188,674.77	90,683,759.74	90,674,183.11	7,504,915.03	
98-MANDOS MEDIOS	8,798,078.69	-1,195,840.65	7,602,238.04	7,602,238.04	7,602,238.04	0.00	
III. Total de Egresos (III = I + II)	3,255,020,392.19	871,659,055.08	4,126,679,447.27	3,257,136,806.61	3,045,786,797.93	869,542,640.66	


 DR. JOSE FRANCISCO MUNGUIA PEREZ
 SECRETARIO DE SALUD Y DIRECTOR GENERAL DE LOS
 SERVICIOS DE SALUD


 MTRA. MONICA DEL CARMEN AGUIRRE BARBA
 DIRECTORA DE ADMINISTRACIÓN