


Concepto	Egresos					Subejercicio
	Aprobado	Ampliaciones/ (Reducciones)	Modificado	Devengado	Pagado	
<b>GASTO NO ETIQUETADO</b>	<b>595,997,897.49</b>	<b>361,259,795.57</b>	<b>957,257,693.06</b>	<b>774,481,016.75</b>	<b>736,528,383.80</b>	<b>182,776,676.31</b>
<b>SERVICIOS PERSONALES</b>	<b>388,972,352.85</b>	<b>107,535,599.80</b>	<b>496,507,952.65</b>	<b>474,223,662.91</b>	<b>473,839,282.49</b>	<b>22,284,289.74</b>
REMUNERACIONES AL PERSONAL DE CARACTER PERMANENTE	104,313,823.20	16,986,490.90	121,300,314.10	114,237,017.62	114,237,017.62	7,063,296.48
REMUNERACIONES AL PERSONAL DE CARACTER TRANSITORIO	38,439,576.06	6,062,281.84	44,501,857.90	43,323,222.76	43,323,222.76	1,178,635.14
REMUNERACIONES ADICIONALES Y ESPECIALES	52,922,319.13	7,204,249.09	60,126,568.22	52,042,302.89	52,024,583.10	8,084,265.33
SEGURIDAD SOCIAL	49,987,609.42	33,215,948.66	83,203,558.08	87,775,813.79	87,766,237.16	-4,572,255.71
OTRAS PRESTACIONES SOCIALES Y ECONOMICAS	139,168,242.90	39,465,775.28	178,634,018.18	168,228,737.08	167,871,653.08	10,405,281.10
PREVISIONES	0.00	0.00	0.00	0.00	0.00	0.00
PAGO DE ESTIMULOS A SERVIDORES PUBLICOS	4,140,782.14	4,600,854.03	8,741,636.17	8,616,568.77	8,616,568.77	125,067.40
<b>MATERIALES Y SUMINISTROS</b>	<b>112,740,434.49</b>	<b>21,346,993.51</b>	<b>134,087,428.00</b>	<b>27,775,096.17</b>	<b>21,719,030.38</b>	<b>106,312,331.83</b>
MATERIALES DE ADMINISTRACION, EMISION DE DOCUMENTOS Y ARTICULOS OFICIALES	2,721,372.25	852,368.86	3,573,741.11	2,178,715.31	2,033,604.16	1,395,025.80
ALIMENTOS Y UTENSILIOS	1,158,714.50	-97,670.08	1,061,044.42	935,662.57	863,632.57	125,381.85
MATERIAS PRIMAS Y MATERIALES DE PRODUCCION Y COMERCIALIZACION	39,100.00	-39,100.00	0.00	0.00	0.00	0.00
MATERIALES Y ARTICULOS DE CONSTRUCCION Y DE REPARACION	2,977,757.46	-1,651,256.62	1,326,500.84	1,025,361.18	1,011,900.72	301,139.66
PRODUCTOS QUIMICOS, FARMACEUTICOS Y DE LABORATORIO	102,047,842.46	19,279,452.24	121,327,294.70	17,422,698.24	16,541,483.54	103,904,596.46
COMBUSTIBLES, LUBRICANTES Y ADITIVOS	2,436,240.62	-1,785,021.46	651,219.16	536,840.91	536,840.91	114,378.25
VESTUARIO, BLANCOS, PRENDAS DE PROTECCION Y ARTICULOS DEPORTIVOS	185,743.70	5,062,455.19	5,248,198.89	4,995,418.57	54,924.08	252,780.32
MATERIALES DE SEGURIDAD PÚBLICA	0.00	0.00	0.00	0.00	0.00	0.00
HERRAMIENTAS, REFACCIONES Y ACCESORIOS MENORES	1,173,663.50	-274,234.62	899,428.88	680,399.39	676,644.40	219,029.49
<b>SERVICIOS GENERALES</b>	<b>55,025,082.41</b>	<b>18,073,053.65</b>	<b>73,098,136.06</b>	<b>51,569,141.17</b>	<b>48,454,971.35</b>	<b>21,528,994.89</b>
SERVICIOS BASICOS	1,484,191.00	14,311,476.90	15,795,667.90	6,681,136.92	5,050,340.06	9,114,530.98
SERVICIOS DE ARRENDAMIENTO	5,813,717.32	252,704.29	6,066,421.61	5,844,407.48	5,558,143.18	222,014.13
SERVICIOS PROFESIONALES, CIENTIFICOS, TECNICOS Y OTROS SERVICIOS	10,732,532.08	3,148,291.65	13,880,823.73	5,395,224.09	4,500,640.81	8,485,599.64
SERVICIOS FINANCIEROS, BANCARIOS Y COMERCIALES	531,484.57	7,581,026.20	8,112,510.77	7,858,963.76	7,854,821.59	253,547.01
SERVICIOS DE INSTALACION, REPARACION, MANTENIMIENTO Y CONSERVACION	20,361,998.95	-2,768,825.99	17,593,172.96	15,392,430.91	15,094,047.70	2,200,742.05
SERVICIOS DE COMUNICACION SOCIAL Y PUBLICIDAD	31,500.00	515,699.39	547,199.39	167,463.36	167,463.36	379,736.03
SERVICIOS DE TRASLADO Y VIATICOS	816,749.97	597,415.54	1,414,165.51	984,012.68	984,012.68	430,152.83
SERVICIOS OFICIALES	0.00	223,857.99	223,857.99	51,129.40	51,129.40	172,728.59
OTROS SERVICIOS GENERALES	15,252,908.52	-5,788,592.32	9,464,316.20	9,194,372.57	9,194,372.57	269,943.63
<b>TRANSFERENCIAS, ASIGNACIONES, SUBSIDIOS Y OTRAS AYUDAS</b>	<b>7,393,338.30</b>	<b>-1,554,792.43</b>	<b>5,838,545.87</b>	<b>3,955,288.53</b>	<b>3,955,288.53</b>	<b>1,883,257.34</b>
TRANSFERENCIAS INTERNAS Y ASIGNACIONES AL SECTOR PÚBLICO	7,393,338.30	-1,554,792.43	5,838,545.87	3,955,288.53	3,955,288.53	1,883,257.34
TRANSFERENCIAS AL RESTO DEL SECTOR PÚBLICO	0.00	0.00	0.00	0.00	0.00	0.00
SUBSIDIOS Y SUBVENCIONES	0.00	0.00	0.00	0.00	0.00	0.00
AYUDAS SOCIALES	0.00	0.00	0.00	0.00	0.00	0.00
PENSIONES Y JUBILACIONES	0.00	0.00	0.00	0.00	0.00	0.00
TRANSFERENCIAS A FIDEICOMISOS, MANDATOS Y OTROS ANÁLOGOS	0.00	0.00	0.00	0.00	0.00	0.00
TRANSFERENCIAS A LA SEGURIDAD SOCIAL	0.00	0.00	0.00	0.00	0.00	0.00
DONATIVOS	0.00	0.00	0.00	0.00	0.00	0.00
TRANSFERENCIAS AL EXTERIOR	0.00	0.00	0.00	0.00	0.00	0.00
<b>BIENES MUEBLES, INMUEBLES E INTANGIBLES</b>	<b>30,291,889.44</b>	<b>3,652,033.89</b>	<b>33,943,723.33</b>	<b>3,768,786.75</b>	<b>2,448,361.07</b>	<b>30,174,936.58</b>
MOBILIARIO Y EQUIPO DE ADMINISTRACIÓN	6,754,695.00	951,678.17	7,706,373.17	1,228,013.66	1,073,385.66	6,478,359.51
MOBILIARIO Y EQUIPO EDUCACIONAL Y RECREATIVO	12,452.00	30,962.57	43,414.57	43,414.53	43,414.53	0.04
EQUIPO E INSTRUMENTAL MÉDICO Y DE LABORATORIO	23,489,542.44	2,277,835.75	25,767,378.19	2,199,934.32	1,034,136.64	23,567,443.87
VEHÍCULOS Y EQUIPO DE TRANSPORTE	0.00	112,500.88	112,500.88	0.00	0.00	112,500.88
EQUIPO DE DEFENSA Y SEGURIDAD	0.00	0.00	0.00	0.00	0.00	0.00
MAQUINARIA, OTROS EQUIPOS Y HERRAMIENTAS	35,000.00	279,056.52	314,056.52	297,424.24	297,424.24	16,632.28
ACTIVOS BIOLÓGICOS	0.00	0.00	0.00	0.00	0.00	0.00
BIENES INMUEBLES	0.00	0.00	0.00	0.00	0.00	0.00






Concepto	Egresos					Subejercicio
	Aprobado	Ampliaciones/ (Reducciones)	Modificado	Devengado	Pagado	
ACTIVOS INTANGIBLES	0.00	0.00	0.00	0.00	0.00	0.00
<b>INVERSION PUBLICA</b>	<b>1,575,000.00</b>	<b>-1,290,288.34</b>	<b>284,711.66</b>	<b>0.00</b>	<b>0.00</b>	<b>284,711.66</b>
OBRA PÚBLICA EN BIENES DE DOMINIO PÚBLICO	0.00	0.00	0.00	0.00	0.00	0.00
OBRA PÚBLICA EN BIENES PROPIOS	1,575,000.00	-1,290,288.34	284,711.66	0.00	0.00	284,711.66
PROYECTOS PRODUCTIVOS Y ACCIONES DE FOMENTO	0.00	0.00	0.00	0.00	0.00	0.00
<b>INVERSIONES FINANCIERAS Y OTRAS PROVISIONES</b>	<b>0.00</b>	<b>0.00</b>	<b>0.00</b>	<b>0.00</b>	<b>0.00</b>	<b>0.00</b>
INVERSIONES PARA EL FOMENTO DE ACTIVIDADES PRODUCTIVAS	0.00	0.00	0.00	0.00	0.00	0.00
ACCIONES Y PARTICIPACIONES DE CAPITAL	0.00	0.00	0.00	0.00	0.00	0.00
COMPRA DE TÍTULOS Y VALORES	0.00	0.00	0.00	0.00	0.00	0.00
CONCESIÓN DE PRÉSTAMOS	0.00	0.00	0.00	0.00	0.00	0.00
INVERSIONES EN FIDEICOMISOS, MANDATOS Y OTROS ANÁLOGOS	0.00	0.00	0.00	0.00	0.00	0.00
OTRAS INVERSIONES FINANCIERAS	0.00	0.00	0.00	0.00	0.00	0.00
PROVISIONES PARA CONTINGENCIAS Y OTRAS EROGACIONES ESPECIALES	0.00	0.00	0.00	0.00	0.00	0.00
<b>PARTICIPACIONES Y APORTACIONES</b>	<b>0.00</b>	<b>0.00</b>	<b>0.00</b>	<b>0.00</b>	<b>0.00</b>	<b>0.00</b>
PARTICIPACIONES	0.00	0.00	0.00	0.00	0.00	0.00
APORTACIONES	0.00	0.00	0.00	0.00	0.00	0.00
CONVENIOS	0.00	0.00	0.00	0.00	0.00	0.00
<b>DEUDA PUBLICA</b>	<b>0.00</b>	<b>213,497,195.49</b>	<b>213,497,195.49</b>	<b>213,189,041.22</b>	<b>186,111,449.98</b>	<b>308,154.27</b>
AMORTIZACIÓN DE LA DEUDA PÚBLICA	0.00	0.00	0.00	0.00	0.00	0.00
INTERESES DE LA DEUDA PÚBLICA	0.00	0.00	0.00	0.00	0.00	0.00
COMISIONES DE LA DEUDA PÚBLICA	0.00	0.00	0.00	0.00	0.00	0.00
GASTOS DE LA DEUDA PÚBLICA	0.00	0.00	0.00	0.00	0.00	0.00
COSTO POR COBERTURAS	0.00	0.00	0.00	0.00	0.00	0.00
APOYOS FINANCIEROS	0.00	0.00	0.00	0.00	0.00	0.00
ADEUDOS DE EJERCICIOS FISCALES ANTERIORES (ADEFAS)	0.00	213,497,195.49	213,497,195.49	213,189,041.22	186,111,449.98	308,154.27
<b>GASTO ETIQUETADO</b>	<b>2,659,022,494.70</b>	<b>510,399,259.51</b>	<b>3,169,421,754.21</b>	<b>2,482,655,789.86</b>	<b>2,309,258,414.13</b>	<b>686,765,964.35</b>
<b>SERVICIOS PERSONALES</b>	<b>1,845,560,738.81</b>	<b>61,759,621.22</b>	<b>1,907,320,360.03</b>	<b>1,844,457,960.58</b>	<b>1,840,524,559.98</b>	<b>62,862,399.45</b>
REMUNERACIONES AL PERSONAL DE CARACTER PERMANENTE	978,054,175.32	-337,778,091.46	640,276,083.86	626,474,720.58	626,474,720.58	13,801,363.28
REMUNERACIONES AL PERSONAL DE CARACTER TRANSITORIO	107,123,916.07	-1,359,132.17	105,764,783.90	90,196,486.94	90,191,010.34	15,568,296.96
REMUNERACIONES ADICIONALES Y ESPECIALES	114,318,822.41	53,937,816.78	168,256,639.19	155,935,783.97	155,935,783.97	12,320,855.22
SEGURIDAD SOCIAL	126,716,010.21	-4,699,253.38	122,016,756.83	114,045,552.12	114,045,552.12	7,971,204.71
OTRAS PRESTACIONES SOCIALES Y ECONOMICAS	477,931,972.80	341,116,003.75	819,047,976.55	808,223,289.90	804,295,365.90	10,824,686.65
PROVISIONES	0.00	0.00	0.00	0.00	0.00	0.00
PAGO DE ESTIMULOS A SERVIDORES PUBLICOS	41,415,842.00	10,542,277.70	51,958,119.70	49,582,127.07	49,582,127.07	2,375,992.63
<b>MATERIALES Y SUMINISTROS</b>	<b>407,138,378.10</b>	<b>217,941,332.50</b>	<b>625,079,710.60</b>	<b>288,238,476.38</b>	<b>224,316,097.10</b>	<b>336,841,234.22</b>
MATERIALES DE ADMINISTRACION, EMISION DE DOCUMENTOS Y ARTICULOS OFICIALES	23,267,383.80	1,198,981.39	24,466,365.19	14,420,950.66	5,369,208.02	10,045,414.53
ALIMENTOS Y UTENSILIOS	17,656,261.84	1,400,536.71	19,056,798.55	11,551,801.02	9,507,299.37	7,504,997.53
MATERIAS PRIMAS Y MATERIALES DE PRODUCCION Y COMERCIALIZACION	0.00	0.00	0.00	0.00	0.00	0.00
MATERIALES Y ARTICULOS DE CONSTRUCCION Y DE REPARACION	1,909,723.00	3,409,203.60	5,318,926.60	3,190,576.51	3,174,023.31	2,128,350.09
PRODUCTOS QUIMICOS, FARMACEUTICOS Y DE LABORATORIO	318,394,983.74	207,265,746.34	525,660,730.08	218,377,521.43	191,178,805.99	307,283,208.65
COMBUSTIBLES, LUBRICANTES Y ADITIVOS	14,634,328.83	3,017,002.37	17,651,331.20	13,706,667.98	10,974,707.63	3,944,663.22
VESTUARIO, BLANCOS, PRENDAS DE PROTECCION Y ARTICULOS DEPORTIVOS	27,696,523.89	290,885.40	27,987,409.29	23,681,067.86	1,310,690.58	4,306,341.43
MATERIALES DE SEGURIDAD PÚBLICA	12,961.00	-8,011.01	4,949.99	4,949.99	4,949.99	0.00
HERRAMIENTAS, REFACCIONES Y ACCESORIOS MENORES	3,566,212.00	1,366,987.70	4,933,199.70	3,304,940.93	2,796,412.21	1,628,258.77
<b>SERVICIOS GENERALES</b>	<b>354,124,023.01</b>	<b>46,607,615.33</b>	<b>400,731,638.34</b>	<b>218,711,926.93</b>	<b>124,906,366.38</b>	<b>182,019,711.41</b>
SERVICIOS BASICOS	41,594,638.08	4,099,215.53	45,693,853.61	28,870,198.62	28,307,852.96	16,823,654.99
SERVICIOS DE ARRENDAMIENTO	6,834,623.00	-801,294.77	6,033,328.23	5,510,395.00	4,104,057.42	522,933.23
SERVICIOS PROFESIONALES, CIENTIFICOS, TECNICOS Y OTROS SERVICIOS	78,743,622.72	32,933,746.94	111,677,369.66	62,713,565.73	52,564,886.51	48,963,803.93





Concepto	Egresos					Subejercicio
	Aprobado	Ampliaciones/ (Reducciones)	Modificado	Devengado	Pagado	
SERVICIOS FINANCIEROS, BANCARIOS Y COMERCIALES	3,747,549.00	1,783,452.55	5,531,001.55	4,773,424.78	1,082,785.57	757,576.77
SERVICIOS DE INSTALACION, REPARACION, MANTENIMIENTO Y CONSERVACION	198,093,547.72	13,325,396.46	211,418,944.18	99,694,402.99	23,023,116.18	111,724,541.19
SERVICIOS DE COMUNICACION SOCIAL Y PUBLICIDAD	2,291,202.02	-258,144.77	2,033,057.25	1,696,830.78	449,413.15	336,226.47
SERVICIOS DE TRASLADO Y VIATICOS	20,405,838.71	-3,486,216.55	16,919,622.16	14,371,495.67	14,371,495.67	2,548,126.49
SERVICIOS OFICIALES	2,176,503.76	-1,333,076.40	843,427.36	540,745.80	461,891.36	302,681.56
OTROS SERVICIOS GENERALES	236,498.00	344,536.34	581,034.34	540,867.56	540,867.56	40,166.78
<b>TRANSFERENCIAS, ASIGNACIONES, SUBSIDIOS Y OTRAS AYUDAS</b>	<b>3,407,726.00</b>	<b>880,808.51</b>	<b>4,288,534.51</b>	<b>3,600,797.65</b>	<b>3,600,797.65</b>	<b>687,736.86</b>
TRANSFERENCIAS INTERNAS Y ASIGNACIONES AL SECTOR PÚBLICO	0.00	0.00	0.00	0.00	0.00	0.00
TRANSFERENCIAS AL RESTO DEL SECTOR PÚBLICO	0.00	0.00	0.00	0.00	0.00	0.00
SUBSIDIOS Y SUBVENCIONES	1,416,000.00	40,278.07	1,456,278.07	784,154.21	784,154.21	672,123.86
AYUDAS SOCIALES	1,991,726.00	840,530.44	2,832,256.44	2,816,643.44	2,816,643.44	15,613.00
PENSIONES Y JUBILACIONES	0.00	0.00	0.00	0.00	0.00	0.00
TRANSFERENCIAS A FIDEICOMISOS, MANDATOS Y OTROS ANÁLOGOS	0.00	0.00	0.00	0.00	0.00	0.00
TRANSFERENCIAS A LA SEGURIDAD SOCIAL	0.00	0.00	0.00	0.00	0.00	0.00
DONATIVOS	0.00	0.00	0.00	0.00	0.00	0.00
TRANSFERENCIAS AL EXTERIOR	0.00	0.00	0.00	0.00	0.00	0.00
<b>BIENES MUEBLES, INMUEBLES E INTANGIBLES</b>	<b>15,039,047.78</b>	<b>23,455,921.27</b>	<b>38,494,969.05</b>	<b>15,606,005.50</b>	<b>4,316,393.66</b>	<b>22,888,963.55</b>
MOBILIARIO Y EQUIPO DE ADMINISTRACIÓN	3,027,138.28	10,836,595.52	13,863,733.80	9,308,055.52	2,872,436.32	4,555,678.28
MOBILIARIO Y EQUIPO EDUCACIONAL Y RECREATIVO	459,317.61	164,308.15	623,625.76	407,779.72	50,523.30	215,846.04
EQUIPO E INSTRUMENTAL MÉDICO Y DE LABORATORIO	8,691,845.89	12,712,389.38	21,404,235.27	4,283,372.09	1,285,246.05	17,120,863.18
VEHÍCULOS Y EQUIPO DE TRANSPORTE	2,655,800.00	-308,140.00	2,347,660.00	1,557,137.98	59,160.00	790,522.02
EQUIPO DE DEFENSA Y SEGURIDAD	0.00	0.00	0.00	0.00	0.00	0.00
MAQUINARIA, OTROS EQUIPOS Y HERRAMIENTAS	130,153.00	69,521.22	199,674.22	49,027.99	49,027.99	150,646.23
ACTIVOS BIOLÓGICOS	0.00	0.00	0.00	0.00	0.00	0.00
BIENES INMUEBLES	0.00	0.00	0.00	0.00	0.00	0.00
ACTIVOS INTANGIBLES	74,793.00	-18,753.00	56,040.00	632.20	0.00	55,407.80
<b>INVERSION PUBLICA</b>	<b>0.00</b>	<b>81,055,300.89</b>	<b>81,055,300.89</b>	<b>0.00</b>	<b>0.00</b>	<b>81,055,300.89</b>
OBRA PÚBLICA EN BIENES DE DOMINIO PÚBLICO	0.00	0.00	0.00	0.00	0.00	0.00
OBRA PÚBLICA EN BIENES PROPIOS	0.00	81,055,300.89	81,055,300.89	0.00	0.00	81,055,300.89
PROYECTOS PRODUCTIVOS Y ACCIONES DE FOMENTO	0.00	0.00	0.00	0.00	0.00	0.00
<b>INVERSIONES FINANCIERAS Y OTRAS PROVISIONES</b>	<b>0.00</b>	<b>0.00</b>	<b>0.00</b>	<b>0.00</b>	<b>0.00</b>	<b>0.00</b>
INVERSIONES PARA EL FOMENTO DE ACTIVIDADES PRODUCTIVAS	0.00	0.00	0.00	0.00	0.00	0.00
ACCIONES Y PARTICIPACIONES DE CAPITAL	0.00	0.00	0.00	0.00	0.00	0.00
COMPRA DE TÍTULOS Y VALORES	0.00	0.00	0.00	0.00	0.00	0.00
CONCESIÓN DE PRÉSTAMOS	0.00	0.00	0.00	0.00	0.00	0.00
INVERSIONES EN FIDEICOMISOS, MANDATOS Y OTROS ANÁLOGOS	0.00	0.00	0.00	0.00	0.00	0.00
OTRAS INVERSIONES FINANCIERAS	0.00	0.00	0.00	0.00	0.00	0.00
PROVISIONES PARA CONTINGENCIAS Y OTRAS EROGACIONES ESPECIALES	0.00	0.00	0.00	0.00	0.00	0.00
<b>PARTICIPACIONES Y APORTACIONES</b>	<b>33,752,581.00</b>	<b>-33,752,581.00</b>	<b>0.00</b>	<b>0.00</b>	<b>0.00</b>	<b>0.00</b>
PARTICIPACIONES	0.00	0.00	0.00	0.00	0.00	0.00
APORTACIONES	33,752,581.00	-33,752,581.00	0.00	0.00	0.00	0.00
CONVENIOS	0.00	0.00	0.00	0.00	0.00	0.00
<b>DEUDA PUBLICA</b>	<b>0.00</b>	<b>112,451,240.79</b>	<b>112,451,240.79</b>	<b>112,040,622.82</b>	<b>111,594,199.36</b>	<b>410,617.97</b>
AMORTIZACIÓN DE LA DEUDA PÚBLICA	0.00	0.00	0.00	0.00	0.00	0.00
INTERESES DE LA DEUDA PÚBLICA	0.00	0.00	0.00	0.00	0.00	0.00
COMISIONES DE LA DEUDA PÚBLICA	0.00	0.00	0.00	0.00	0.00	0.00
GASTOS DE LA DEUDA PÚBLICA	0.00	0.00	0.00	0.00	0.00	0.00
COSTO POR COBERTURAS	0.00	0.00	0.00	0.00	0.00	0.00
APOYOS FINANCIEROS	0.00	0.00	0.00	0.00	0.00	0.00





Concepto	Egresos					Subejercicio
	Aprobado	Ampliaciones/ (Reducciones)	Modificado	Devengado	Pagado	
ADEUDOS DE EJERCICIOS FISCALES ANTERIORES (ADEFAS)	0.00	112,451,240.79	112,451,240.79	112,040,622.82	111,594,199.36	410,617.97
<b>Total del Gasto</b>	<b>3,255,020,392.19</b>	<b>871,659,055.08</b>	<b>4,126,679,447.27</b>	<b>3,257,136,806.61</b>	<b>3,045,786,797.93</b>	<b>869,542,640.66</b>



---

**DR. JOSÉ FRANCISCO MUNGUÍA PÉREZ**  
SECRETARIO DE SALUD Y DIRECTOR GENERAL DE LOS SERVICIOS DE  
SALUD DE NAYARIT



---

**MTRA. MONICA DEL CARMEN AGUIRRE BARBA**  
DIRECTORA DE ADMINISTRACION